



# Drop Fed Log Chippers RG

BRUKS Self-feeding gravity-fed disc chippers with a chipping angle for optimum infeed force and highest chip quality. A design based on decades of experience from manufacture and operation of wood chippers.

## Chipper disc and disc shaft

Vertical chipper disc, on larger chippers with a star-shaped, bolted hub mounted on the disc shaft with a tight fit and clamping devices.



This combined with efficient axial roller bearings minimizes axial disc movement. Clearance between knife and anvil can be optimized for best chip quality.

## Safety equipment

The chipper hood is electrically locked while the chipper disc is rotating. It cannot be opened until the disc has come to a dead stop, and the chipper cannot be restarted as long as the hood is open.

## Feed chute

The feed chute is welded on the chipper housing and has exchangeable wear plates. The chute is so designed that it guides the wood to one corner for optimum chipping geometry. The anvils are easily accessible through a hatch on the feed chute.

## Wear parts

Wear parts on the chipper are generously dimensioned and easily exchangeable.

- Bolted wear plates in sections protect the infeed side of the disc.\*
- Bolted wear plates on feed chute bottom and side.\*
- Wear plates on the knife slot edges.\*
- Chip guides ensure smooth chip flow and protect the disc at the knife slots.
- Fan blades to the disc and reinforced by hard-facing (for chippers with top discharge).
- Rolled, exchangeable housing bottom of wear plate quality.\*

\*not for RG 330 chipper

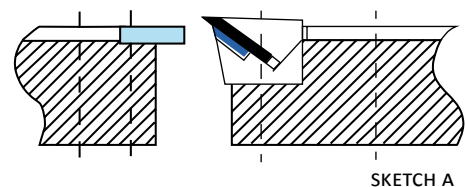
## Knife holding system/Knife change

To facilitate knife handling, the knives for larger chippers come in two sections. The knives are as standard mounted in cassettes (see SKETCH A) so that light-weight knives can be used.

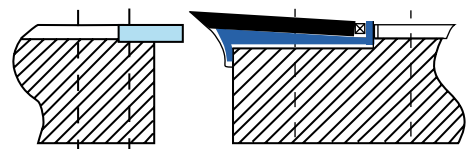
On RH 330 and RH 485 the knives are in one piece (see SKETCH B).

The knife length can be adjusted already in the grinding room by means of adjusting screws. This ensures correct knife length as well as fast and easy knife change.

The chip length can be altered by changing knife shims and moving the disc. For knife change the chipper hood is raised hydraulically.\*



SKETCH A



SKETCH B



## Accessories

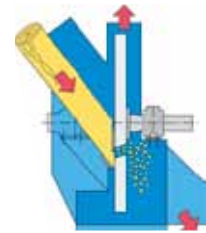
The chipper disc can be equipped with a manually operated hydraulic disc brake which stops the disc rapidly and locks it during knife change.

Chip tubes and cyclone for chippers with top discharge.

The disc on the largest chipper can be rotated for knife change by means of an electro-pneumatic inching drive.

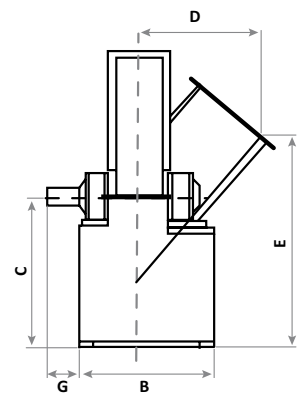
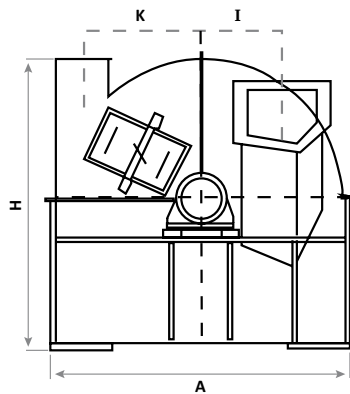
For top discharge the chips can be blown out by means of fan blades mounted on the chipper disc.

All chippers are also available with bottom discharge.



## DIMENSIONS (in millimeter)

	RG 330	RG 485	RG 650	RG 870
A	1725	2250	2850	3510
B	795	1030	1250	1250
C	880	1145	1450	1850
D	825	940	1360	1520
E	1180	1600	2430	1880
F	325	440	550	465
G	235	260	340	830
H	1715	2215	2825	3570
I	435	600	730	1845
K	675	900	1130	1525



## TECHNICAL DATA

Machine type	RG 330	RG 485	RG 650	RG 870
Max. roundwood diameter, mm	330 (13")	485 (19")	650 (25")	850 (33")
Chip length, mm	20–50	20–50	20–50	15–50
Capacity, M <sup>3</sup> chips/hr	40–175	110–300	250–400	300–900
Power requirement, kW	55–250	160–450	375–800	450–1500
Normal speed of chipper disc, rpm	620	400	325	250
Chipper disc fly-wheel mass GD <sup>2</sup> , kpm <sup>2</sup>	1650	6320	25000	60000
Chipper disc diameter, mm	1500	2000	2470	3250
Number of knives, standard	5	7	(2x)8	(2x)11
Knife dimensions, mm	450x175x20	550x175x20	375x125x16	500x125x16
Blowing distance, approx. m	20	20	20	20
Machine weight net, kg	4500	9500	18000	30000

*Disc chippers are part of the BRUKS product program for chipping plants and sawmills, which includes disc and drum chippers, chip screens, conveyors, mobile chipping systems as well as butt-end reducers.*

The illustrations do not necessarily show the exact design of the product at any given time. The products have to be used in conformity with common practice and all applicable safety regulations. Specifications for products and equipment presented here can be changed without prior notice.